



❖ **TM-200 / TM-300** Monochrome Interlaced Scan CCD



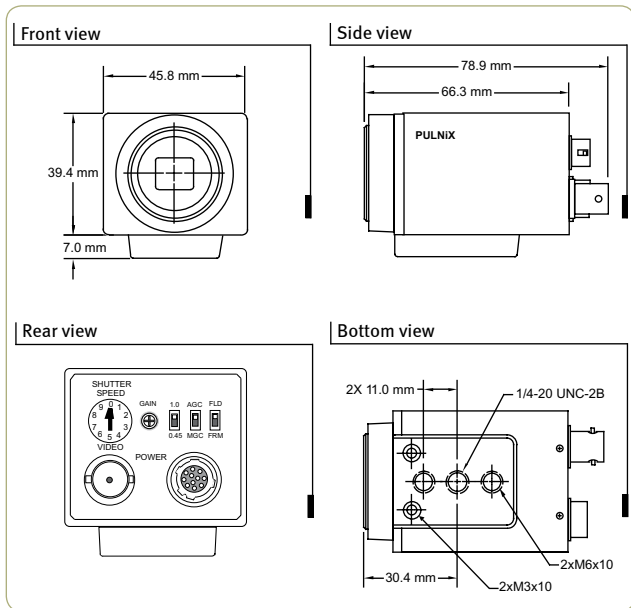
- *1/2" HAD type, advanced micro lens interline transfer CCD*
- *768 x 494 resolution @ 30 fps (EIA)*
- *752 x 582 resolution @25 fps (CCIR)*
- *Input voltage 11-15V, 2.5W*
- *Small size, rugged construction*
- *Compact size eliminates need for remote imager*
- *Shutter from 1/60 to 1/10,000 sec.*
- *Externally adjustable manual gain, AGC, shutter, gamma and field/frame select*
- *External sync*
- *Custom cable (length optional)*
- *Mount positionable on top or bottom of camera*



Specifications for TM-200/TM-300

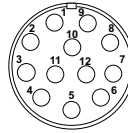
Specifications	TM-200 (EIA)	TM-300 (CCIR)
Sensor	1/2" interlaced scan IT CCD	
	ICX418ALL-6	ICX419ALL-6
Active pixels	768 (H) x 494 (V)	752 (H) x 582 (V)
Cell size	8.4 μm x 9.8 μm	8.6 μm x 8.3 μm
Scanning	525 lines EIA	625 lines CCIR
Synchronization	Internal/External auto switch	
	$fH=15.734 \text{ KHz} \pm 5\%$ $fV=59.94 \text{ Hz} \pm 5\%$	$fH=15.725 \text{ KHz} \pm 5\%$ $fV=50 \text{ Hz} \pm 5\%$
TV resolution	570 (H) x 350 (V)	560 (H) x 420 (V)
S/N ratio	50 dB min., 56 dB typical	
Sensitivity	0.5 lux (F=1.4)	
Video output	1.0 Vp-p composite video, 75 Ω	
AGC	ON/OFF back panel switch	
Gamma	1 or 0.45 back panel switch	
Lens mount	C-mount, back focus adjustable	
Power	190 mA, 11-15V DC	
Operating temperature	-10° C to 50° C	
Vibration	7 Grms (20 Hz to 2000 Hz) Random	
Shock	70 G, 11 ms, half-sine	
Dimensions (H x W x L)	39 mm x 46 mm x 66 mm	
Weight	157 g	

Dimensions



Connector Pin-outs

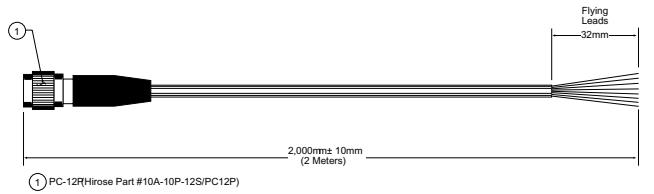
12P-02 Interface Cable		
Pin#	Lead Color	Function
1	Gray	GND
2	Yellow	+12VDC
3	Red coax shield	GND
4	Red coax	Video
5	Orange coax shield	GND
6	Orange coax	N/C
7	Black coax	VD Input
8	White coax shield	GND
9	White coax	HD Input
10	Brown	N/C
11	Blue	Integration
12	Black coax shield	N/C



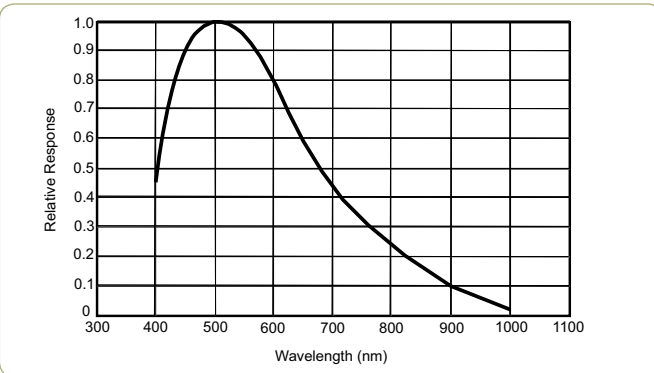
Shutter speed

Manual Shutter Control		
Mode	Shutter Speed	
0	1/60	No Shutter
1	1/125	131H
2	1/250	63H
3	1/500	31H
4	1/1,000	16H
5	1/2,000	8H
6	1/4,000	4H
7	1/10,000	1.5H
8	N/C	
9	N/C	

Note:
 Mode 0 = Normal Mode; Mode 1-4 = Fast mode;
 Mode 5-7 = Slow Mode; Mode 8 is same as Mode 0;
 Mode 9 is same as Mode 1
 One (1) H = 63.5 μsec (TM-200 only)
 Note: Use correct adjustment tools when changing shutter speed and gain setting to avoid damaging adjustment devices.



Spectral Response



Ordering Information

Camera	
Lead Processing	TM-200 (EIA), TM-300 (CCIR)
RoHS Compliant	RM-200 (EIA), RM-300 (CCIR)
Optional Functions	
Internal IR Filter Added	OP3-1
Optical Filter Removal	OP3-2
Extended Temperature	OP22-5
Sony Pinout Compatibility	OP25
200 Ohm Termination	OP84
Auto Iris	OP88
Optional Accessories (MUST BE ORDERED SEPARATELY)	
Power Cable	12P-02S
Power Supply	TM-200 PD-12, K25-12V, DC-12N TM-300 P-15-12

Europe, Middle East & Africa
 Phone +45 4457 8888
 Fax +45 4491 8880

Asia Pacific
 Phone +81 45 440 0154
 Fax +81 45 440 0166

Americas
 Phone (Toll-Free) 1 800 445 5444
 Phone +1 408 383 0300

Visit our web site on www.jai.com

See the possibilities



Company and product names mentioned in this datasheet are trademarks or registered trademarks of their respective owners. JAI-A-S cannot be held responsible for any technical or typographical errors and reserves the right to make changes to products and documentation without prior notification.